
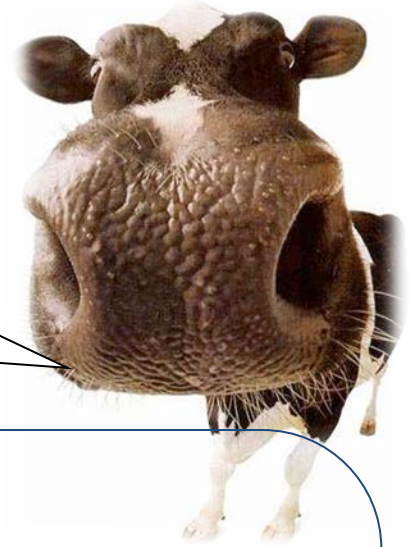


# Making a Temporary Muscle Slide



(From Dead Meat)

You better see the striations or your dead meat!!



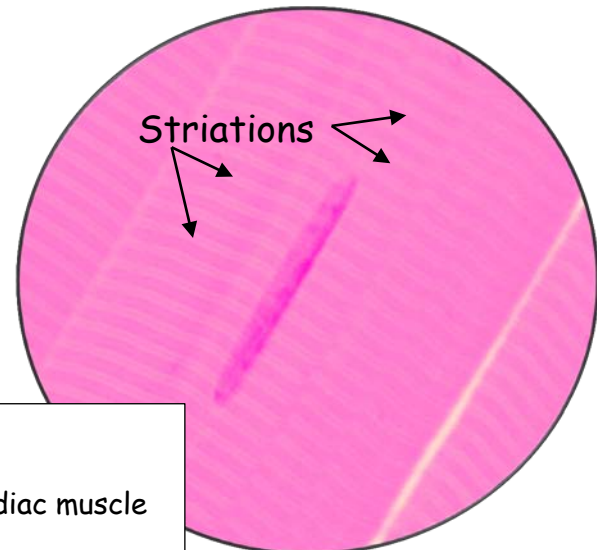
## Do this:

1. Place a very small piece of dead meat (shaved beef steak) on a clean glass slide.
2. Tease the meat apart with two dissecting needles.
3. Place one drop of stain on the meat and cover with a cover slip.
4. Observe under the compound microscope in all 3 powers.

## Note:

You will only see striations (stripes) under high power with the light (diaphragm) turned down low.

**Show your teacher when you have found them!!**



These muscle cells are:

Skeletal muscle

Smooth muscle

Cardiac muscle